

-->

# MyWharton - Dashboards and Widgets

Last Modified on 07/24/2025 9:43 am EDT

MyWharton (<https://mywharton.wharton.upenn.edu/>) provides a central location for all the information students need and makes it available on any device. Dashboards and Widgets are key features of the portal -- use them to make MyWharton your own.

This article guides you through the steps to configure them. See our [Overview article](#) for more information.

## Before You Start

MyWharton is available for Executive MBA, MBA, Undergraduate, and PhD students. Select staff will have access, as well. MyWharton access is granted in late summer before student arrival on campus, is accessed via PennKey login, and is available for up to 90 days following graduation.

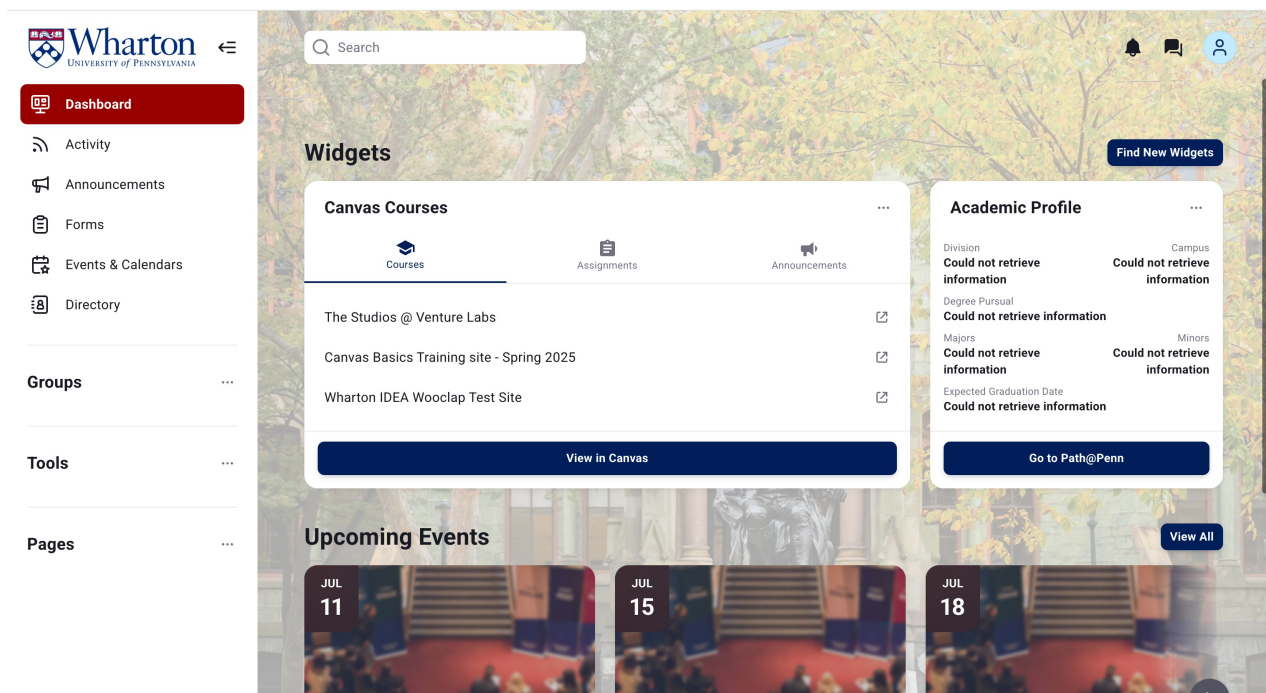
## Table of Contents:

- [Dashboard](#)
- [Widgets](#)
  - [Adding New Widgets](#)
  - [Resizing and Arranging Widgets](#)
- [Search](#)
- [Questions?](#)

## Dashboard

The MyWharton Dashboard is your personalized landing page where you can access key tools, updates, and information relevant to your student life. Think of it as your home base—it brings together everything from important announcements and quick links to upcoming events and academic resources.

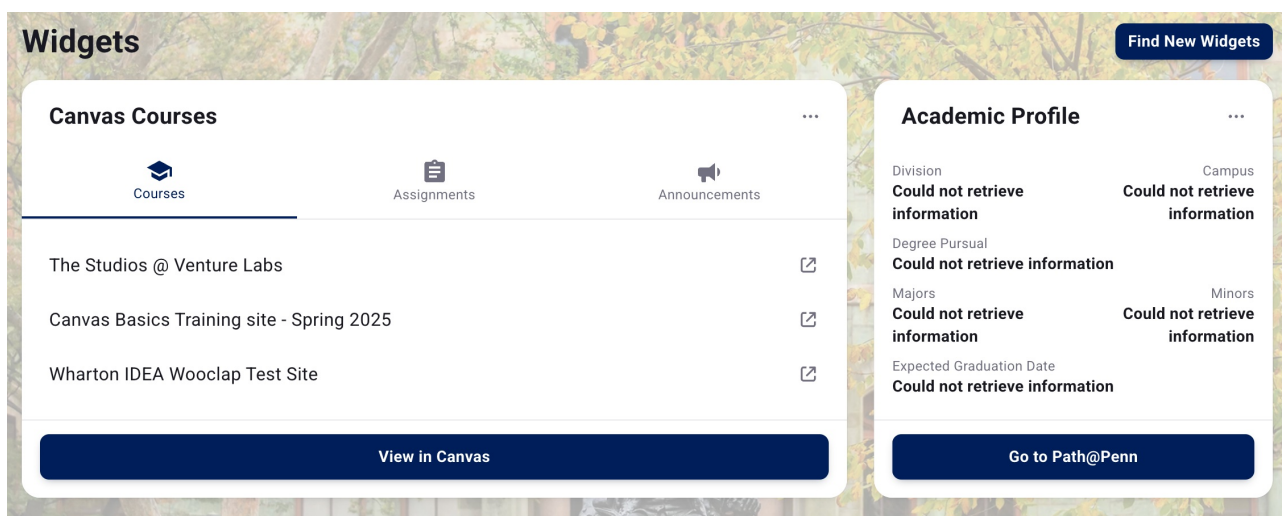
When you log into MyWharton, the Dashboard is the first thing you'll see. The Dashboard contains a **Search** function at the top of the screen with **Navigation** options on the left sidebar. The main frame of the Dashboard is comprised of Widgets, explained below in this article.



## Widgets

[Top](#)

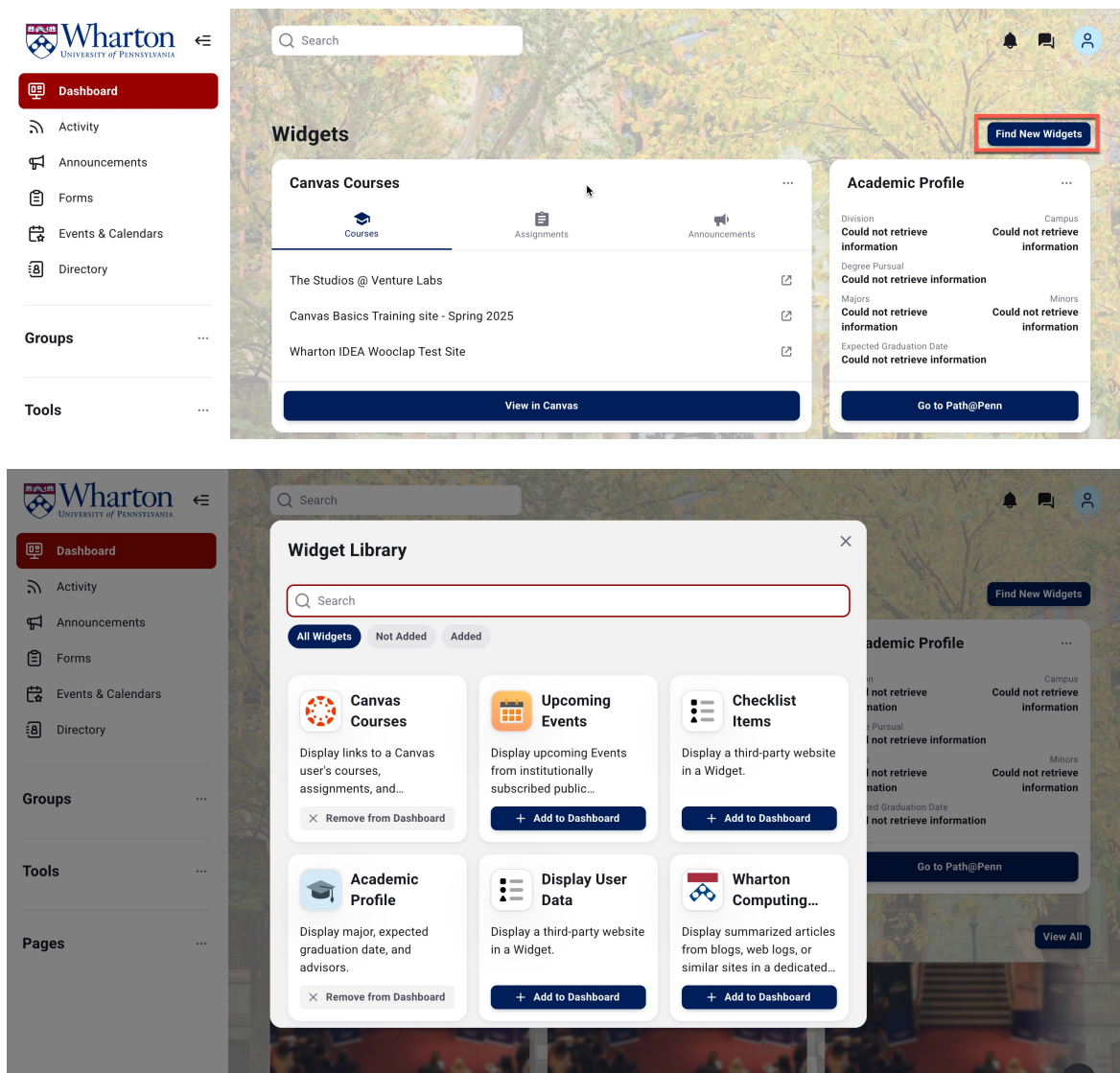
The Dashboard is made up of different sections called Widgets. Widgets are the building blocks of your MyWharton Dashboard and each serves a specific purpose.



Widgets are used to quickly access various tools within MyWharton and serve specific purposes such as displaying events, your calendar, messages, Canvas content for your courses, or other academic information. Some widgets are interactive, letting you perform actions like checking off to-dos or viewing your course assignments, while others are informational.

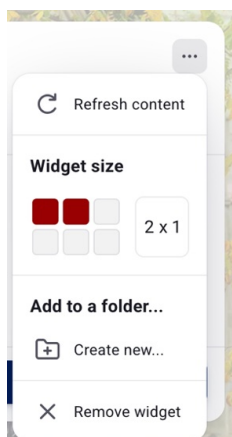
## Adding New Widgets

You can add new Widgets to your dashboard by selecting **Find New Widgets** in the top right corner of the Widget window.



## Resizing and Arranging Widgets

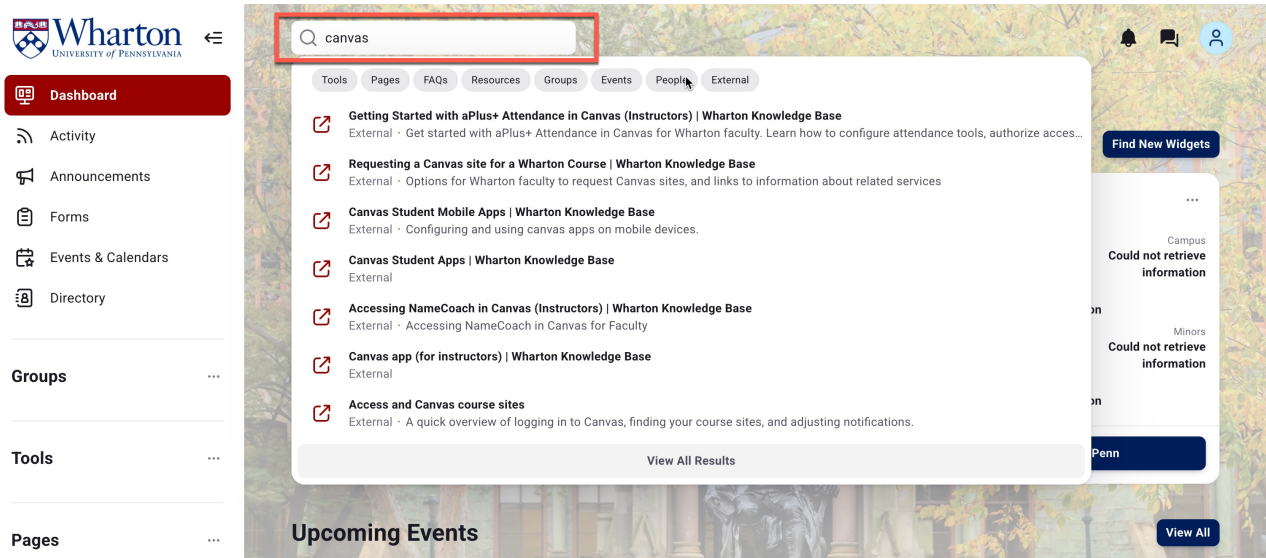
Widgets can be resized and organized into folders. Select the three dot menu at the top right of the widget to modify it.



Search

A key feature of the MyWharton dashboard is **Search**. Search is a universal function which returns users and resources within MyWharton as well as select external databases such as the Wharton Knowledge Base.

Any search result labeled as **External** just means the webpage is outside of the MyWharton platform, but all search results should be specific to Wharton and Penn.



## Questions?

[Top](#)

Contact **Wharton Client Support Services** for assistance or visit us in person in SHDH.