

Google@Wharton Account Migration

Last Modified on 10/28/2024 12:19 pm EDT

Certain types of Google accounts can be migrated to Google@Wharton. Depending on the account type, the migration may or may not include all the supported content associated with the migrating account.

Before you start:

- You must be eligible for a Google@Wharton account.

Personal Google Account associated with Wharton Address

If you have associated a personal Google Account with your Wharton email address to access Google productivity tools, it can be migrated to Google@Wharton. This allows you to access those same productivity tools more securely.

No data is automatically migrated from your personal account to your Google@Wharton account. You'll need to migrate your content using a tool like [Google Takeout](#) after your account has moved into the Google@Wharton workspace or copy things manually.

If you have a personal Google Account associated with a Wharton email address that is not part of Google@Wharton after 10/29/24, reach out to your [Wharton Computing Representative](#) to request it be migrated - be sure to include the Wharton email address associated with the personal Google account.

Once an account is migrated to Wharton@Google:

1. When you next log into the Google account, you'll be notified that your Wharton address is no longer available (because it has been moved to the Google@Wharton workspace). You need to associate a new email address with the contents of this Google account.

Google Accounts

Your account has changed

The [redacted]@wharton.upenn.edu address is no longer available because an organization has reserved this wharton.upenn.edu address. [Why does this matter now?](#)

Don't worry. **Your data is safe.** To use it, you need to create a new account with a different email address. Your password and security settings will remain the same.

[Account details](#)

[redacted]@wharton.upenn.edu

Google products used with this account:

- Google Calendar
- Google Chat
- Google Keep
- Web & App Activity
- YouTube

What kind of account would you like?

An account with Gmail and a new Gmail address

Select this option if you want to add Gmail to this account. Unfortunately, we cannot move your data into an account with an existing Gmail address.

An account that uses a non-Google email address you already own. ex: myname@yahoo.com

Select this option if you want Google products but not Gmail.


[Continue](#)

[Do this later](#)

[Not sure what to do?](#)



©2024 Google - [Google Home](#) - [Terms of Service](#) - [Privacy Policy](#) - [Help](#)

2. Click Account details to see what services and information are associated with the account. Then, you need to create a new Gmail account or associate the account with a non-Google email address you already own. Select an option and click **Continue**.
3. Click on **Google Workspace account** to log into your new Google@Wharton account.



Choose an account

There are two existing Google Accounts for [redacted]@wharton.upenn.edu. Which account do you want to use?

-  Google Workspace account
An account owned by wharton.upenn.edu
-  Personal Google Account
An account you created with Google

[Learn more](#)

English (United States) ▾ [Help](#) [Privacy](#) [Terms](#)

4. Enter your PennKey username and password.
5. Click **login**.
6. On your first login only you'll need to **click** I understand after reading the terms of service.
7. Enjoy using your Google@Wharton account (details of the service found here).

All other Google Account Types

Contact your **Wharton Computing representative** to determine if your account can be migrated to Google@Wharton.

