

-->

# MBA Pre-Term 2025 App

Last Modified on 07/26/2025 4:06 pm EDT

Wharton MBA Class of 2027 students: Welcome to Wharton! To help you navigate MBA Pre-Term, we've created a mobile app for you. It contains your cohort's schedule throughout Pre-Term along with other information. Additionally, the app will allow you to receive push alerts regarding important news and reminders -- **please be sure to "allow notifications" in the app.**

**Note:** the Wharton Events app requires iOS version 17 or higher, or Android version 11 or higher. But don't worry, you can also access your schedule via the Web: <https://whr.tn/mbapreterm>

## Download the "Wharton Events" app

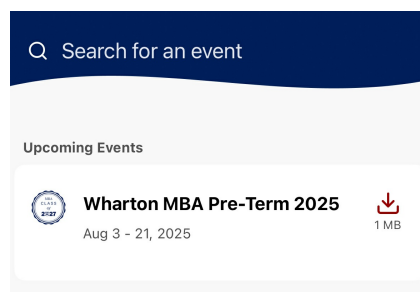
Go to the app store for your phone type and download the "Wharton Events" app. The links to each are:

- **iPhone/iOS:** [Download the Wharton Events app from the Apple Store](#)
- **Android:** [Download the Wharton Events app from Google Play](#)

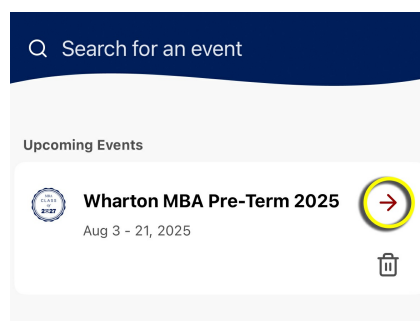


## Download the MBA Pre-Term event

In the app, you will see "Wharton MBA Pre-Term 2025" as an upcoming event.

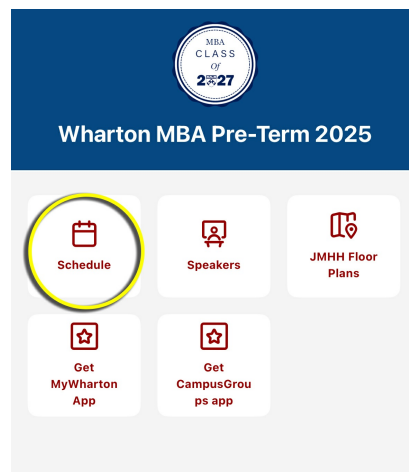


Tap the download icon. Once the download is finished, tap the right-arrow:



## Log in to see your schedule

Tap the "Schedule" button and you will be prompted to log in:

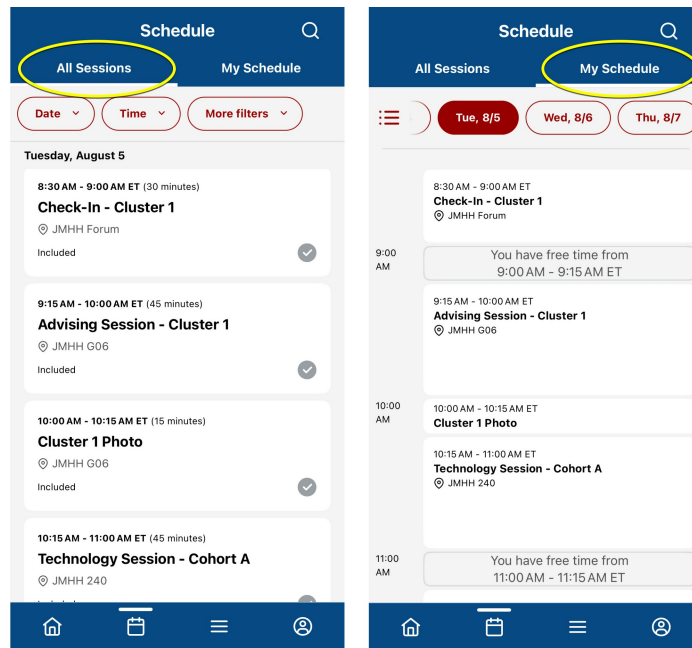


Log in with your name and your **Wharton email address** (*username@wharton.upenn.edu*). (Pro-tip: don't worry about how your name might be spelled in the system; only the email address needs to match.)

The image shows the 'Log in' screen of the app. It has a dark blue background with white text. The title 'Log in' is at the top. Below it are four input fields: 'First name' with the value 'Clark', 'Last name' with the value 'Kent', 'Email' with the value 'kal-el@wharton.upenn.edu', and a password field with a right arrow icon. Each field has a 'Required' label to its right. At the bottom, there is a white button with a right arrow icon. Below the form, the text 'a w e r t v u i o n' is displayed in a stylized font.

A 6-digit code will be emailed to you. Enter it on the next screen and then you will be logged in.

Your personalized schedule is available as a calendar grid under "My Schedule" and as a list under "All Sessions":



## Need help?

If you need assistance, please contact [Wharton Computing Student Support](#).