

-->

# Viewing Class Recordings in Canvas

Last Modified on 07/14/2025 4:03 pm EDT

## Before you start

- You must be enrolled in a Canvas course site that is set up to distribute class recordings.

## Table of Contents

- [To view class recordings](#)
- [Controlling playback](#)
- [Troubleshooting](#)
- [More resources](#)
- [Questions?](#)

## To view class recordings

1. Log into Canvas and open the course you're interested in.
2. Click on **Class Recordings** in the course navigation. No recordings are available for this class if the Class Recordings tab is not visible.

[Pages](#)


[Quizzes](#)

[Grades](#)



[People](#)

**Class Recordings**


3. Click the **recording** you'd like to view. You can sort recordings by name, duration, date, and rating.



Powered by Panopto


Sort by: Name Duration Date ▼ Rating



3:12:35

a day ago

...



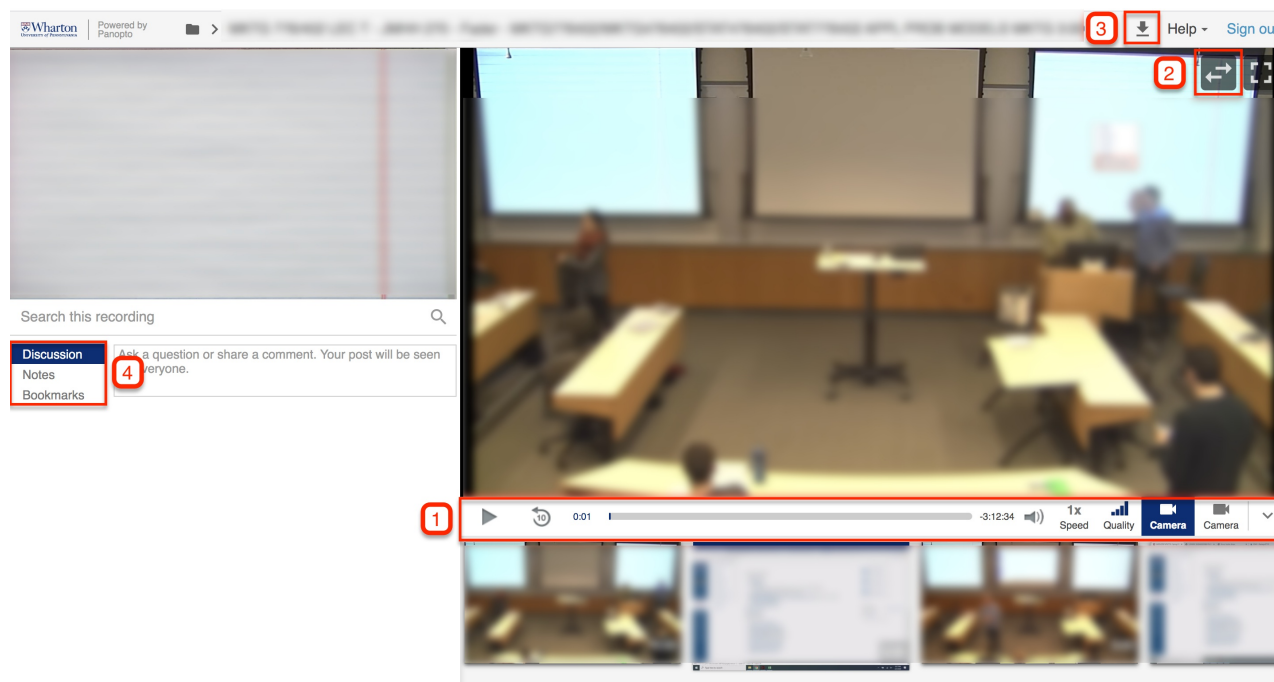
2 days ago

Presented by

...

## Controlling playback

There are four ways in which you can control the playback of the recording, each is labeled and explained below:



1. **Player controls.** Change things like the quality and speed of the playback shown in the viewing panes.
2. **Switch viewing panes.** Switch back and forth between which video is being shown in the large and small viewing panes.
3. **Download the recording.**
4. **Make Discussion comments, Notes, or Bookmarks in the recording.**

All of these features may not be enabled for the recording you're viewing.

## Troubleshooting

### Class Recordings doesn't give you access to a page with videos.

It's possible that your login has timed out. Try **logging out of Canvas**, logging back in, and then selecting **Class Recordings**.

### Recording you want is not visible.

Wait a little while. With occasional exceptions, recordings are usually available one hour after class. If the recording is not available after 24 hours, the teaching team may not have enabled your access.

### Playback is not streaming well.

Try lowering the quality of the playback. If that doesn't work, move to a location with a more stable, faster network

connection.

## More resources

[?Top](#)

- [Panopto Support](#)
- [Canvas At Penn > Panopto](#)
- [Video Requests for Absences](#)
- [Wharton Student Computing](#)

## Questions?

[?Top](#)

Email: [support@wharton.upenn.edu](mailto:support@wharton.upenn.edu)

---