

Emulate a Student

Last Modified on 06/15/2021 12:33 pm EDT

UGR, MBA, and WEMBA MyWharton Community Managers can emulate students in order to see what the MyWharton Community looks like from a student's perspective. This may be helpful if you are trying to troubleshoot a specific user case or view interactions from a particular student type's perspective (announcements, knowledge articles, posts, events).

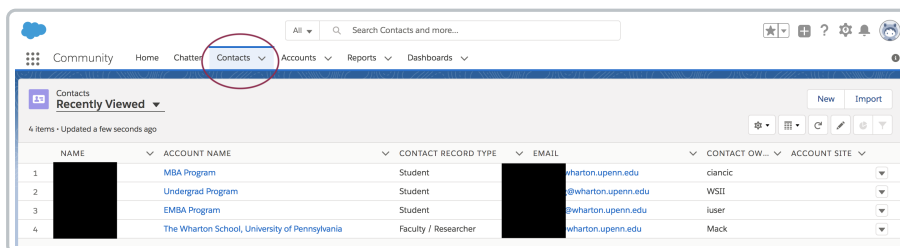
Before You Start

You must have Community Manager privileges to emulate students in MyWharton.

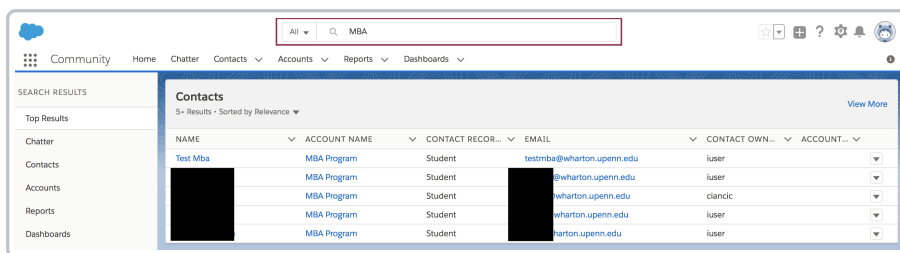
How to Emulate a Student in MyWharton Community

To emulate a student:

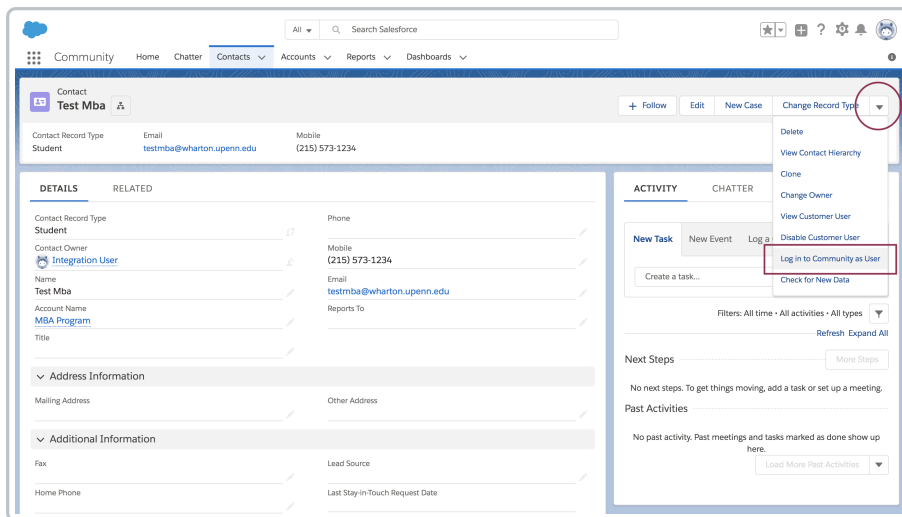
1. Log in to the **Wharton Salesforce instance** (<https://wharton-hub.my.salesforce.com/>) and choose **Contacts**. You'll see a list of your most recently viewed student profiles.



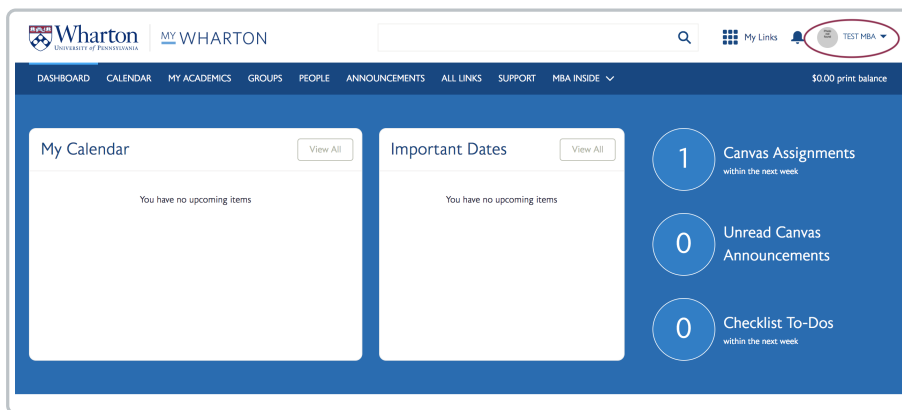
You can also use the search bar at the top to find students of a specific type (e.g., search "MBA", "undergrad", or "EMBA") or even a specific student (if you are troubleshooting).



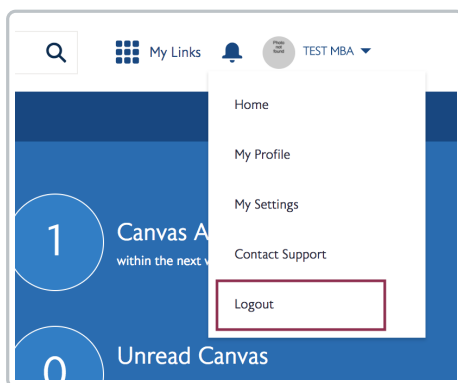
2. When you've found the specific student or student type that you want to emulate, click on their name to view their user profile.
3. In the user profile, click the triangle in the upper right-hand corner to view the **Log into Community as User** option.



- You will now be logged into MyWharton Community as that specific user, as indicated in the upper right-hand corner.



- To return back to the Wharton Salesforce instance, log out of the user's MyWharton account.



Questions?

Contact: MyWharton Support

Email: mywharton-support@wharton.upenn.edu