

# Threat Protection/Antivirus Software at Wharton

Last Modified on 03/27/2024 1:19 pm EDT

The University of Pennsylvania offers threat protection and antivirus software solutions for faculty, staff, and students. For computers managed by Wharton Computing (typically faculty, staff, and the public computers in labs, classrooms, and hallways), the CrowdStrike software must be installed and running. For unmanaged computers (typically student computers, and those not managed by Wharton Computing), the University provides Sophos Home free of charge.

For more information such as recommendations and helpful tips, please see our full [Virus Protection](#) article.

## Before You Start

**Managed v. Unmanaged:** Wharton Computing manages many computers on campus -- these are called "managed computers". Wharton Computing also supports people who are using computers that aren't managed by Wharton Computing -- these are called "unmanaged computers".

- Managed computers: purchased by Wharton/Penn; built, configured, and maintained by Wharton Computing staff.
- Unmanaged computers: purchased by individuals or by Wharton/Penn using personal funds.

## Are You Already Protected?

The first step is to determine whether you are already protected. Recommendations at Wharton differ depending on whether you are faculty, staff, or student and whether Wharton Computing is managing your computer.

### Unmanaged Computers (Students, Faculty & Staff with Unmanaged or Personal Computers)

Student computers and some personal computers owned by faculty and staff are "unmanaged" -- they are not part of the Wharton Computing-managed computing environment. These computers should have antivirus protection installed -- we recommend Sophos Home (for Macs) or Windows Defender (for Windows 10).

[Read More →](#)

### Managed Computers (Staff, Faculty)

Wharton Computing uses the CrowdStrike software to protect staff and faculty machines that are managed by Wharton Computing. (Student computers are not managed by Wharton Computing.)

[Read More →](#)




## Choosing Your Antivirus Software

There are several conditions that will determine which steps you take to install the appropriate antivirus software: who you are, and what kind of computers you are using.

	Student	Faculty	Staff
Unmanaged Mac	Sophos Home	Sophos Home	Sophos Home
Managed Mac	N/A	CrowdStrike	CrowdStrike
Unmanaged Windows	Windows Defender	Sophos Home	Sophos Home
Managed Windows	N/A	CrowdStrike	CrowdStrike

## Antivirus Download Links

For unmanaged computers, Wharton Computing recommends using Sophos Home software on MacOS devices. Windows 8 & 10 devices are already protected by the built-in antivirus software, Windows Defender.

MacOS	Windows 10	Windows 10 (if Defender is not an option)
 Sophos Home	 Windows Defender	 Sophos Home

## Sophos Home FAQs

Here are a few questions we hear from users about Sophos Home:

[Read More →](#)

### Questions?

**Students** - email [support@wharton.upenn.edu](mailto:support@wharton.upenn.edu).

**Faculty** - contact your [Academic Distributed Representative](#) (login required).

**Staff** - email [admin-support@wharton.upenn.edu](mailto:admin-support@wharton.upenn.edu).

For more information regarding security threats and antivirus software, you can also contact the Wharton

Information Security Office at [security@wharton.upenn.edu](mailto:security@wharton.upenn.edu).

---